

# 2023 CRAIG COUNTY ASSESSOR'S OFFICE REPORT TO THE EXCISE BOARD

07/26/2023

## City/Village

DISTRICT	DESCRIPTION	PERSONAL PROPERTY	REAL PROPERTY	PUBLIC SERVICE	TOTAL VALUATION	HOMESTEAD EXEMPTIONS	OTHER EXEMPTIONS	NET VALUATION
T01	Vinita Cty	4,364,472	20,412,753	3,848,835	28,626,060	872,204	372,025	27,381,831
T03	I-65 BigCabin C	758,945	354,273	335,351	1,448,569	35,713	11,728	1,401,128
T04	Ketchum City	368,633	1,473,321	191,674	2,033,628	57,411	16,253	1,959,964
T05	Welch City	523,035	1,711,964	544,765	2,779,764	107,353	66,320	2,606,091
T06	Bluejacket City	20,900	476,007	359,567	856,474	44,779	0	811,695
<b>CITY/VILLAGE TOTAL VALUATION</b>		<b>6,035,985</b>	<b>24,428,318</b>	<b>5,280,192</b>	<b>35,744,495</b>	<b>1,117,460</b>	<b>466,326</b>	<b>34,160,709</b>

## County

DISTRICT	DESCRIPTION	PERSONAL PROPERTY	REAL PROPERTY	PUBLIC SERVICE	TOTAL VALUATION	HOMESTEAD EXEMPTIONS	OTHER EXEMPTIONS	NET VALUATION
C001	Craig County General	12,184,726	79,755,593	25,238,936	117,179,255	2,850,115	1,397,732	112,931,408
<b>COUNTY TOTAL VALUATION</b>		<b>12,184,726</b>	<b>79,755,593</b>	<b>25,238,936</b>	<b>117,179,255</b>	<b>2,850,115</b>	<b>1,397,732</b>	<b>112,931,408</b>

## Other

DISTRICT	DESCRIPTION	PERSONAL PROPERTY	REAL PROPERTY	PUBLIC SERVICE	TOTAL VALUATION	HOMESTEAD EXEMPTIONS	OTHER EXEMPTIONS	NET VALUATION
D-6 EMS	EMS	0	19,732	144	19,876	3,000	0	16,876
<b>OTHER TOTAL VALUATION</b>		<b>0</b>	<b>19,732</b>	<b>144</b>	<b>19,876</b>	<b>3,000</b>	<b>0</b>	<b>16,876</b>

## School

DISTRICT	DESCRIPTION	PERSONAL PROPERTY	REAL PROPERTY	PUBLIC SERVICE	TOTAL VALUATION	HOMESTEAD EXEMPTIONS	OTHER EXEMPTIONS	NET VALUATION
D-6 Cleo	D-6 Cleora	0	19,732	144	19,876	3,000	0	16,876
I- 1 Whi	I- 1 White Oak	623,478	5,476,118	3,328,888	9,428,484	197,604	114,742	9,116,138
I- 3 Che	I- 3 Chelsea	43,241	595,811	4,962	644,014	12,000	18,797	613,217
I- 6 Ket	I- 6 Ketchum Ru	1,538,375	9,102,009	1,366,088	12,006,472	242,411	272,039	11,492,022
I-17 Wel	I-17 Welch Rur	2,301,057	12,220,536	3,662,050	18,183,643	418,194	195,742	17,569,707
I-20 Blu	I-20 Blijkt Rur	701,583	8,219,802	1,746,981	10,668,366	341,982	108,566	10,217,818
I-26 Aft	I-26 Afton	64,530	1,244,432	1,828,004	3,136,966	42,000	0	3,094,966
I-65 Vin	I-65 Vinita Rur	6,912,462	42,877,153	13,301,819	63,091,434	1,592,924	687,846	60,810,664
<b>SCHOOL TOTAL VALUATION</b>		<b>12,184,726</b>	<b>79,755,593</b>	<b>25,238,936</b>	<b>117,179,255</b>	<b>2,850,115</b>	<b>1,397,732</b>	<b>112,931,408</b>

**2023 CRAIG COUNTY ASSESSOR'S OFFICE REPORT TO THE EXCISE BOARD**

07/26/2023

**Vo-Tech**

DISTRICT	DESCRIPTION	PERSONAL PROPERTY	REAL PROPERTY	PUBLIC SERVICE	TOTAL VALUATION	HOMESTEAD EXEMPTIONS	OTHER EXEMPTIONS	NET VALUATION
VT 11	NORTHEAST TECH CENTER	12,184,726	79,755,593	25,238,936	117,179,255	2,850,115	1,397,732	112,931,408
<b>VO-TECH TOTAL VALUATION</b>		<b>12,184,726</b>	<b>79,755,593</b>	<b>25,238,936</b>	<b>117,179,255</b>	<b>2,850,115</b>	<b>1,397,732</b>	<b>112,931,408</b>

I, Terri Lee, Assessor of Craig County Oklahoma, do hereby certify that the foregoing is a true and correct statement of valuations for Real Estate, Personal Property, Public Service and Homestead Exemptions as certified by the State Board of Equalization and shown by the records in the County Assessor's office. Subscribed by my name and affixed the seal of the County Assessor's office on this day of 07/26/2023.

State of Oklahoma )  
 ) SS  
 Craig County )

*Terri Lee*

*7/26/2023*  
 Date

Terri Lee  
 County Assessor  
 Craig County



Seal

I, Tammy Malone, County Clerk of Craig County Oklahoma, do hereby certify that the above is a true, correct and complete list of the valuations of Craig County Oklahoma as certified by the Craig County Assessor's office.

*Tammy Malone*

Tammy Malone  
 County Clerk  
 Craig County



Seal

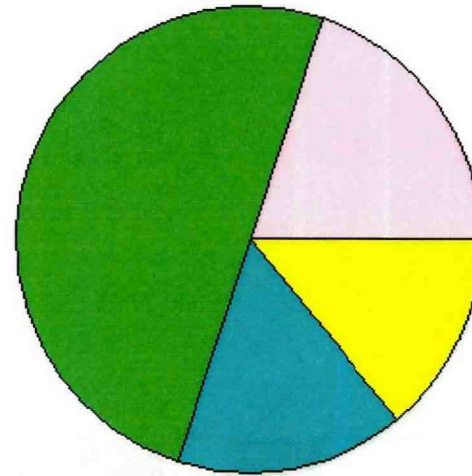
Excise Board:

*Nancy Cordray*


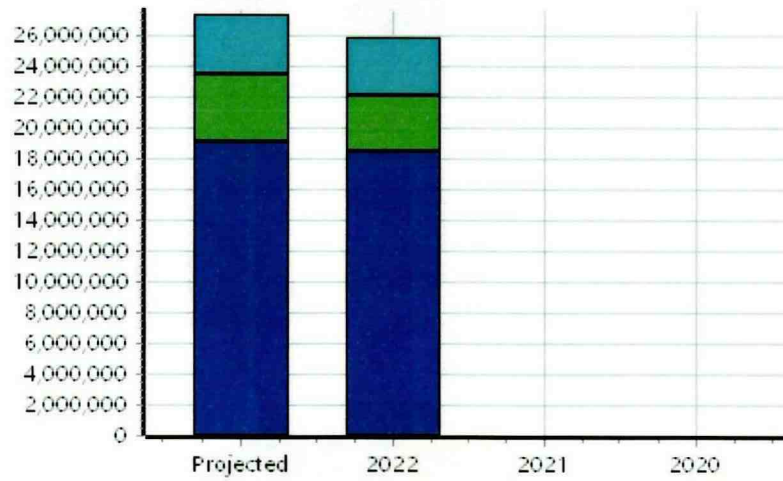
*Jacques Villegas*

*8-7-23*  
 Date

Real	Count	Value
Agricultural	17	4,689
Commercial	282	5,934,617
Residential	2,670	14,473,447
<b>Total Real Value</b>	<b>2,969</b>	<b>20,412,753</b>
Homestead	808	872,204
Veteran	35	372,025
Other	0	0
<b>Total Exempt</b>	<b>914</b>	<b>1,244,229</b>
<b>TIF Increment Value</b>		
<b>Net Assessed</b>		<b>19,168,524</b>
<b>Net Assessed Under Protest</b>		
Senior Freeze	143	249,235
Capped Parcels	739	3,860,015



Personal	Count	Value
Agricultural	42	53,680
Commercial	268	4,530,968
Mobile Home	69	82,649
<b>Total Personal</b>	<b>379</b>	<b>4,667,297</b>
<b>Total Exempt</b>	<b>6</b>	<b>302,825</b>
<b>TIF Increment Value</b>		
<b>Net Assessed</b>		<b>4,364,472</b>
<b>Net Assessed Under Protest</b>		
<b>Public Service</b>		
<b>Total PS Value</b>	<b>22</b>	<b>3,848,835</b>
<b>TIF Increment Value</b>		
<b>Net Assessed</b>		<b>3,848,835</b>



<b>District Totals</b>	
Total Gross Value	28,928,885
Homestead Loss	872,204
Other Exemption Loss	674,850
<b>TIF Increment Value</b>	
<b>Retained TIF Value</b>	
<b>Net Assessed Value</b>	<b>27,381,831</b>
<b>Net Assessed Under Protest</b>	

\* Public Service Protests Values are not included on this report.

Real	Count	Value
Agricultural	0	0
Commercial	8	17,336
Residential	121	336,937
<b>Total Real Value</b>	<b>129</b>	<b>354,273</b>
Homestead	33	35,713
Veteran	1	11,728
Other	0	0
<b>Total Exempt</b>	<b>37</b>	<b>47,441</b>

**TIF Increment Value**

**Net Assessed 306,832**

**Net Assessed Under Protest**

Senior Freeze	6	9,445
Capped Parcels	77	420,156

Personal	Count	Value
Agricultural	4	18,765
Commercial	13	728,450
Mobile Home	12	11,730
<b>Total Personal</b>	<b>29</b>	<b>758,945</b>
<b>Total Exempt</b>	<b>0</b>	<b>0</b>

**TIF Increment Value**

**Net Assessed 758,945**

**Net Assessed Under Protest**

Public Service	Count	Value
<b>Total PS Value</b>	<b>10</b>	<b>335,351</b>

**TIF Increment Value**

**Net Assessed 335,351**

**District Totals**

Total Gross Value	1,448,569
Homestead Loss	35,713
Other Exemption Loss	11,728

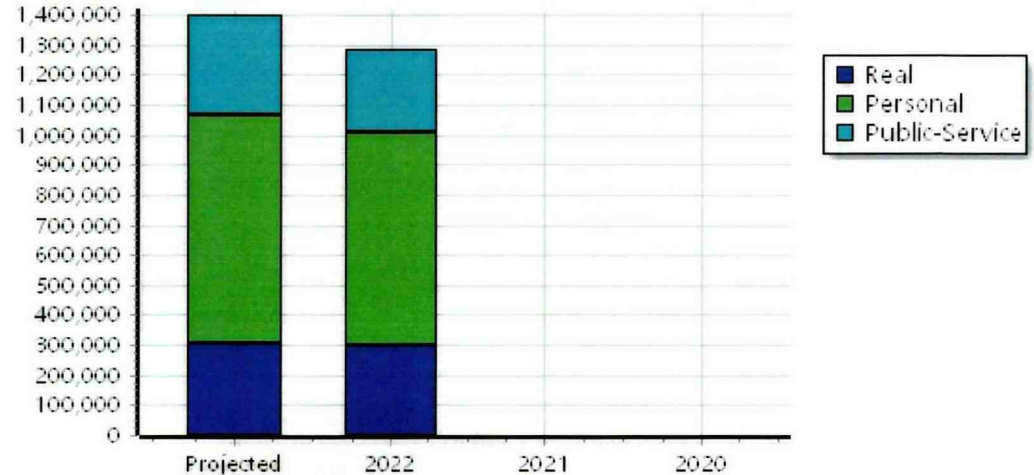
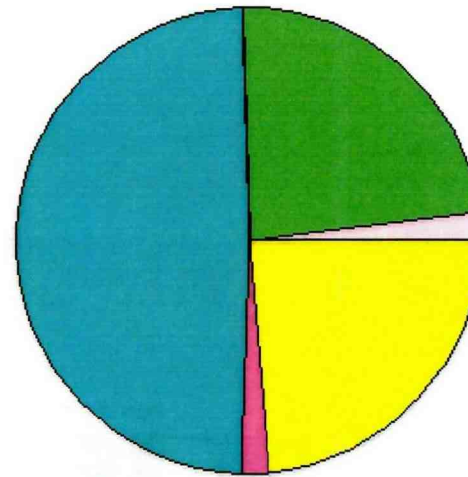
**TIF Increment Value**

**Retained TIF Value**

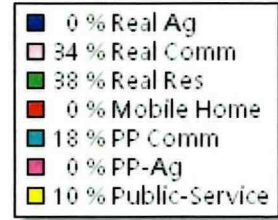
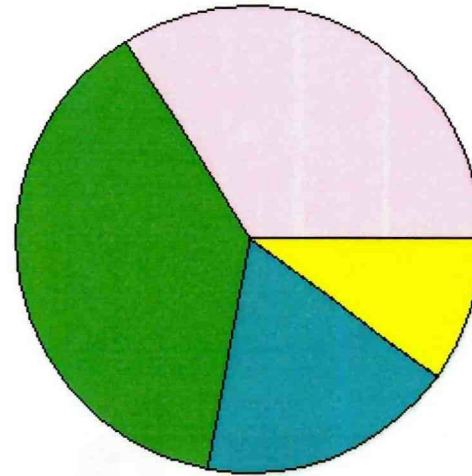
**Net Assessed Value 1,401,128**

**Net Assessed Under Protest**

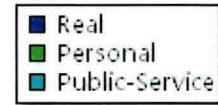
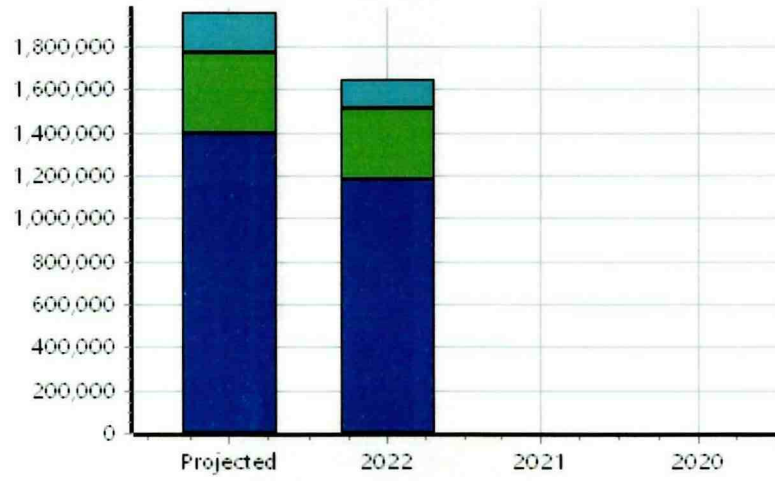
\* Public Service Protests Values are not included on this report.



Real	Count	Value
Agricultural	0	0
Commercial	76	691,307
Residential	227	782,014
<b>Total Real Value</b>	<b>303</b>	<b>1,473,321</b>
Homestead	49	57,411
Veteran	2	16,253
Other	0	0
<b>Total Exempt</b>	<b>60</b>	<b>73,664</b>
<b>TIF Increment Value</b>		
<b>Net Assessed</b>		<b>1,399,657</b>
<b>Net Assessed Under Protest</b>		
Senior Freeze	14	39,221
Capped Parcels	154	1,442,263



Personal	Count	Value
Agricultural	2	5,867
Commercial	38	354,315
Mobile Home	5	10,451
<b>Total Personal</b>	<b>45</b>	<b>370,633</b>
<b>Total Exempt</b>	<b>1</b>	<b>2,000</b>
<b>TIF Increment Value</b>		
<b>Net Assessed</b>		<b>368,633</b>
<b>Net Assessed Under Protest</b>		
Public Service	Count	Value
<b>Total PS Value</b>	<b>7</b>	<b>191,674</b>
<b>TIF Increment Value</b>		
<b>Net Assessed</b>		<b>191,674</b>



District Totals	
Total Gross Value	2,035,628
Homestead Loss	57,411
Other Exemption Loss	18,253
<b>TIF Increment Value</b>	
<b>Retained TIF Value</b>	
<b>Net Assessed Value</b>	<b>1,959,964</b>
<b>Net Assessed Under Protest</b>	

\* Public Service Protests Values are not included on this report.

Real	Count	Value
Agricultural	0	0
Commercial	41	320,347
Residential	304	1,391,617
<b>Total Real Value</b>	<b>345</b>	<b>1,711,964</b>
Homestead	100	107,353
Veteran	10	66,320
Other	0	0
<b>Total Exempt</b>	<b>120</b>	<b>173,673</b>

**TIF Increment Value**

**Net Assessed** 1,538,291

**Net Assessed Under Protest**

Senior Freeze	19	59,655
Capped Parcels	261	716,242

Personal	Count	Value
Agricultural	5	7,250
Commercial	29	577,618
Mobile Home	4	6,869
<b>Total Personal</b>	<b>38</b>	<b>591,737</b>
<b>Total Exempt</b>	<b>2</b>	<b>68,702</b>

**TIF Increment Value**

**Net Assessed** 523,035

**Net Assessed Under Protest**

Public Service	Count	Value
<b>Total PS Value</b>	<b>12</b>	<b>544,765</b>

**TIF Increment Value**

**Net Assessed** 544,765

**District Totals**

Total Gross Value	2,848,466
Homestead Loss	107,353
Other Exemption Loss	135,022

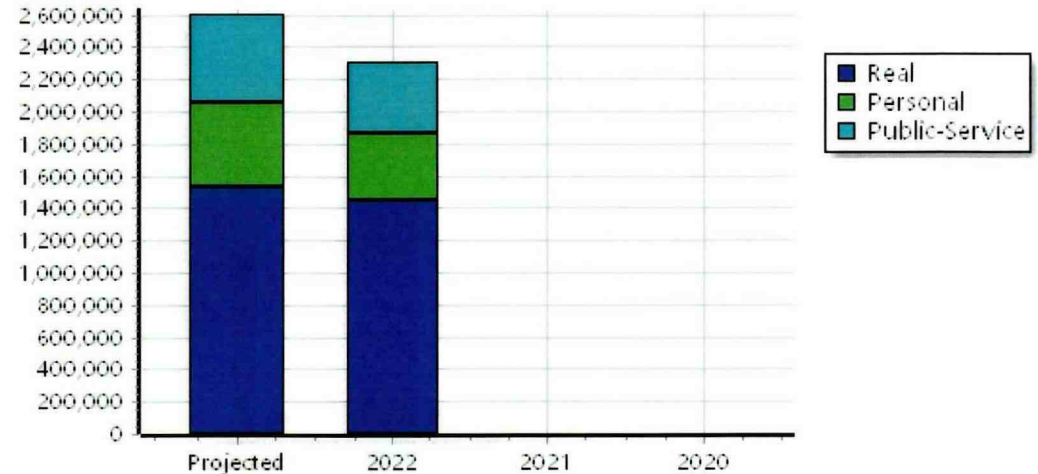
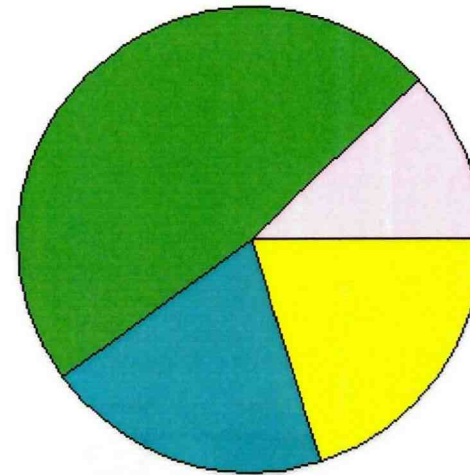
**TIF Increment Value**

**Retained TIF Value**

**Net Assessed Value** 2,606,091

**Net Assessed Under Protest**

\* Public Service Protests Values are not included on this report.



Real	Count	Value
Agricultural	1	1,419
Commercial	10	40,192
Residential	139	434,396
<b>Total Real Value</b>	<b>150</b>	<b>476,007</b>

Homestead	43	44,779
Veteran	0	0
Other	0	0
<b>Total Exempt</b>	<b>47</b>	<b>44,779</b>

**TIF Increment Value**

**Net Assessed 431,228**

**Net Assessed Under Protest**

Senior Freeze	5	8,602
Capped Parcels	111	349,722

Personal	Count	Value
Agricultural	2	916
Commercial	6	5,734
Mobile Home	8	14,450
<b>Total Personal</b>	<b>16</b>	<b>21,100</b>

**Total Exempt 1 200**

**TIF Increment Value**

**Net Assessed 20,900**

**Net Assessed Under Protest**

Public Service	Count	Value
<b>Total PS Value</b>	<b>9</b>	<b>359,567</b>

**TIF Increment Value**

**Net Assessed 359,567**

**District Totals**

Total Gross Value	856,674
Homestead Loss	44,779
Other Exemption Loss	200

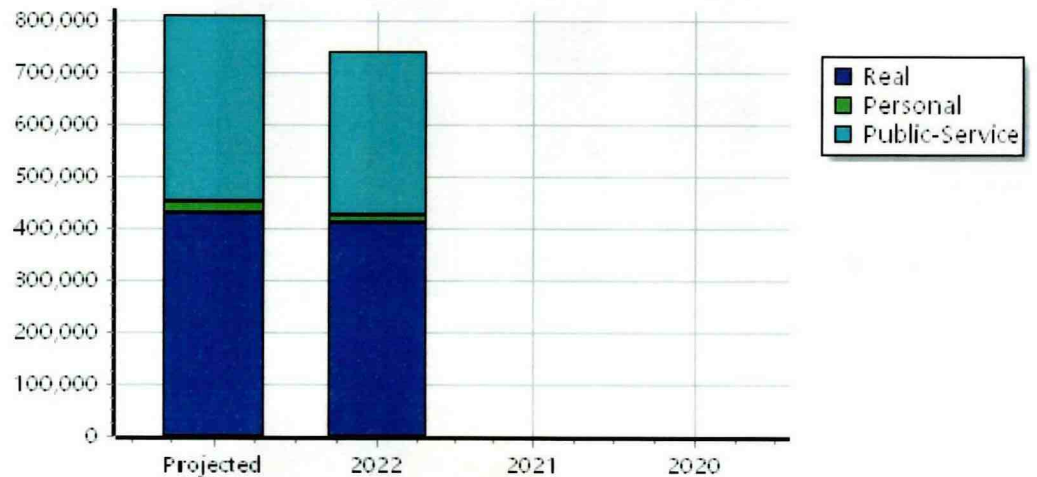
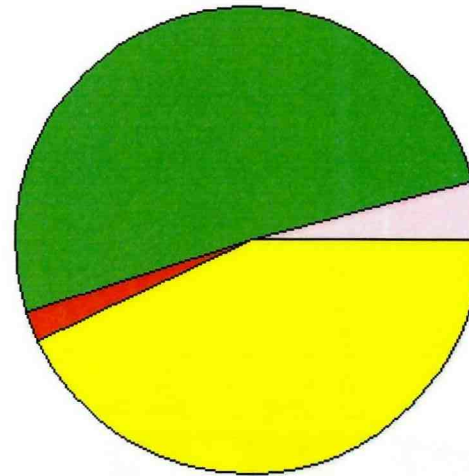
**TIF Increment Value**

**Retained TIF Value**

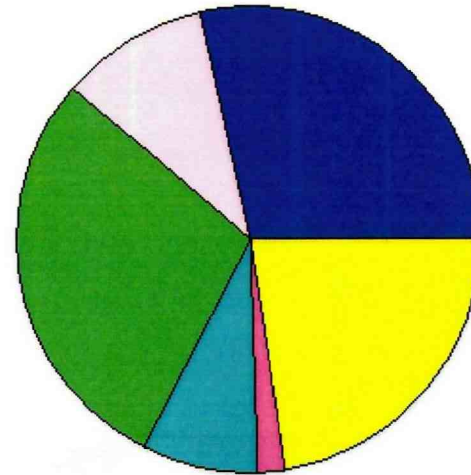
**Net Assessed Value 811,695**

**Net Assessed Under Protest**

\* Public Service Protests Values are not included on this report.



Real	Count	Value
Agricultural	4,902	33,952,179
Commercial	564	11,780,242
Residential	5,386	34,023,172
<b>Total Real Value</b>	<b>10,852</b>	<b>79,755,593</b>
Homestead	2,683	2,850,115
Veteran	120	1,390,232
Other	5	7,500
<b>Total Exempt</b>	<b>2,993</b>	<b>4,247,847</b>



**TIF Increment Value**

**Net Assessed** 75,507,746

**Net Assessed Under Protest**

Senior Freeze	422	1,366,924
Capped Parcels	4,990	20,954,026

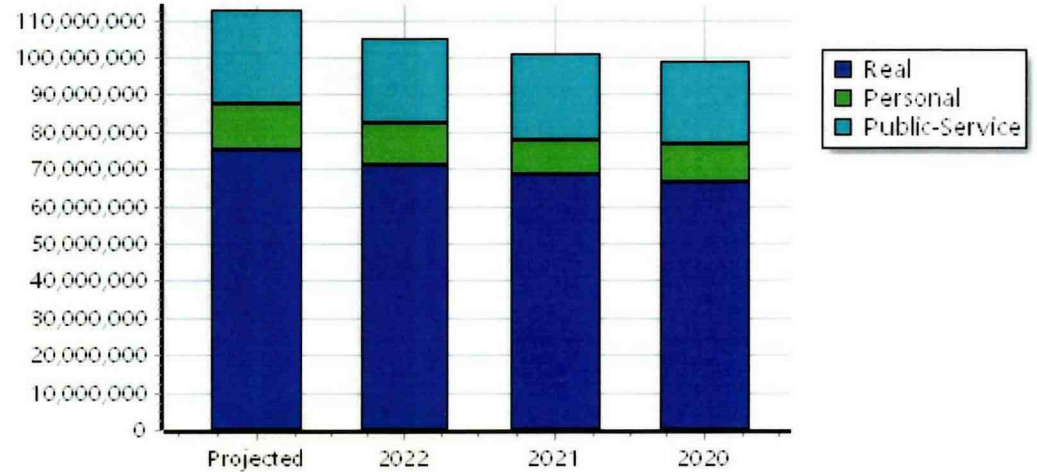
Personal	Count	Value
Agricultural	854	2,681,897
Commercial	522	9,168,035
Mobile Home	330	736,486
<b>Total Personal</b>	<b>1,706</b>	<b>12,586,418</b>
<b>Total Exempt</b>	<b>162</b>	<b>401,692</b>

**TIF Increment Value**

**Net Assessed** 12,184,726

**Net Assessed Under Protest**

Public Service	Count	Value
<b>Total PS Value</b>	<b>164</b>	<b>25,238,936</b>
<b>TIF Increment Value</b>		
<b>Net Assessed</b>		<b>25,238,936</b>



District Totals	
Total Gross Value	117,580,947
Homestead Loss	2,850,115
Other Exemption Loss	1,799,424
<b>TIF Increment Value</b>	
<b>Retained TIF Value</b>	
<b>Net Assessed Value</b>	<b>112,931,408</b>
<b>Net Assessed Under Protest</b>	

\* Public Service Protests Values are not included on this report.



Real	Count	Value
Agricultural	3	14,487
Commercial	0	0
Residential	1	5,245
<b>Total Real Value</b>	<b>4</b>	<b>19,732</b>
Homestead	2	3,000
Veteran	0	0
Other	0	0
<b>Total Exempt</b>	<b>3</b>	<b>3,000</b>

**TIF Increment Value**

**Net Assessed** 16,732

**Net Assessed Under Protest**

Senior Freeze	1	2,862
Capped Parcels	2	4,512

Personal	Count	Value
Agricultural	0	0
Commercial	0	0
Mobile Home	0	0
<b>Total Personal</b>	<b>0</b>	<b>0</b>
<b>Total Exempt</b>	<b>0</b>	<b>0</b>

**TIF Increment Value**

**Net Assessed** 0

**Net Assessed Under Protest**

Public Service	Count	Value
<b>Total PS Value</b>	<b>1</b>	<b>144</b>

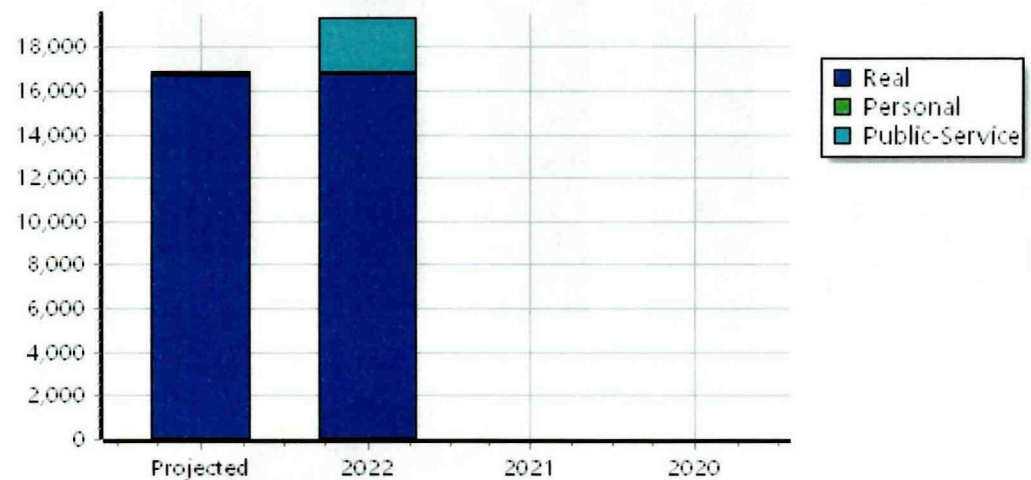
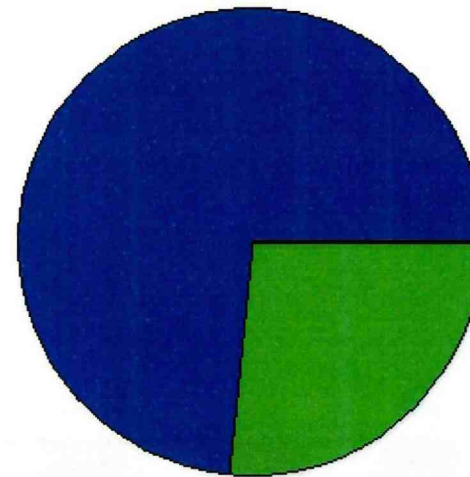
**TIF Increment Value**

**Net Assessed** 144

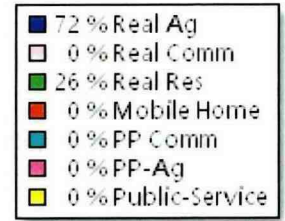

<b>District Totals</b>	
Total Gross Value	19,876
Homestead Loss	3,000
Other Exemption Loss	0
<b>TIF Increment Value</b>	
<b>Retained TIF Value</b>	
<b>Net Assessed Value</b>	<b>16,876</b>

**Net Assessed Under Protest**

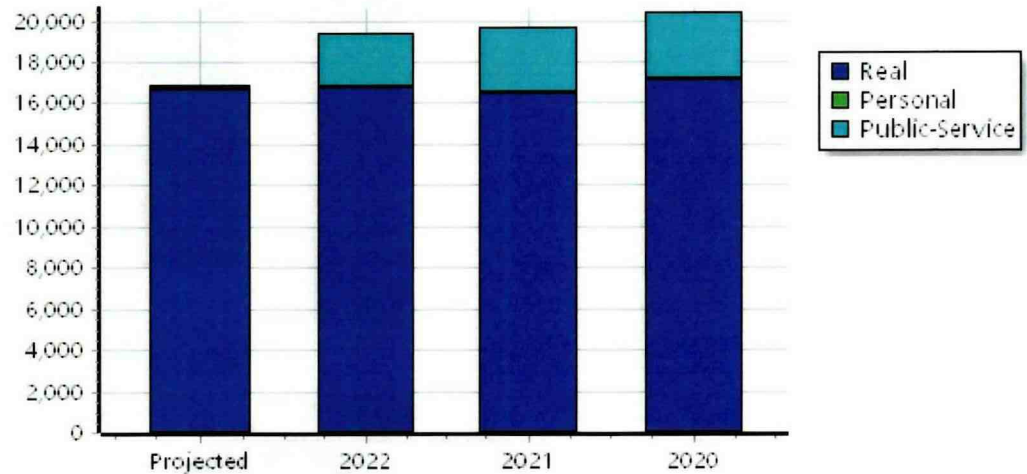
\* Public Service Protests Values are not included on this report.



Real	Count	Value
Agricultural	3	14,487
Commercial	0	0
Residential	1	5,245
<b>Total Real Value</b>	<b>4</b>	<b>19,732</b>
Homestead	2	3,000
Veteran	0	0
Other	0	0
<b>Total Exempt</b>	<b>3</b>	<b>3,000</b>
<b>TIF Increment Value</b>		
<b>Net Assessed</b>		<b>16,732</b>
<b>Net Assessed Under Protest</b>		
Senior Freeze	1	2,862
Capped Parcels	2	4,512



Personal	Count	Value
Agricultural	0	0
Commercial	0	0
Mobile Home	0	0
<b>Total Personal</b>	<b>0</b>	<b>0</b>
<b>Total Exempt</b>	<b>0</b>	<b>0</b>
<b>TIF Increment Value</b>		
<b>Net Assessed</b>		<b>0</b>
<b>Net Assessed Under Protest</b>		
<b>Public Service</b>		
<b>Total PS Value</b>	<b>1</b>	<b>144</b>
<b>TIF Increment Value</b>		
<b>Net Assessed</b>		<b>144</b>



<b>District Totals</b>	
Total Gross Value	19,876
Homestead Loss	3,000
Other Exemption Loss	0
<b>TIF Increment Value</b>	
<b>Retained TIF Value</b>	
<b>Net Assessed Value</b>	<b>16,876</b>
<b>Net Assessed Under Protest</b>	

\* Public Service Protests Values are not included on this report.

Real	Count	Value
Agricultural	668	4,328,920
Commercial	6	72,243
Residential	206	1,074,955
<b>Total Real Value</b>	<b>880</b>	<b>5,476,118</b>
Homestead	189	197,604
Veteran	12	114,742
Other	0	0
<b>Total Exempt</b>	<b>212</b>	<b>312,346</b>

**TIF Increment Value**

**Net Assessed** 5,163,772

**Net Assessed Under Protest**

Senior Freeze	34	158,750
Capped Parcels	501	2,305,840

Personal	Count	Value
Agricultural	90	175,302
Commercial	22	381,256
Mobile Home	34	69,912
<b>Total Personal</b>	<b>146</b>	<b>626,470</b>
<b>Total Exempt</b>	<b>22</b>	<b>2,992</b>

**TIF Increment Value**

**Net Assessed** 623,478

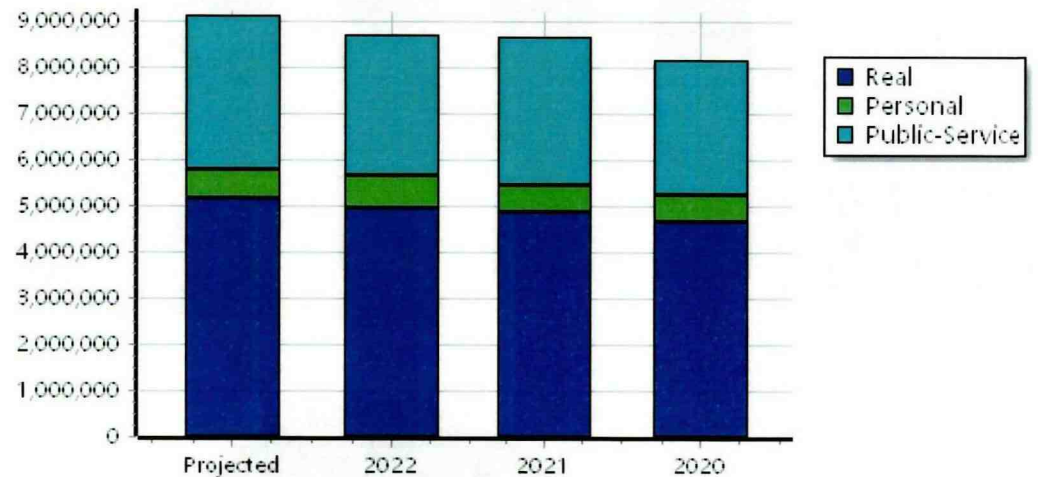
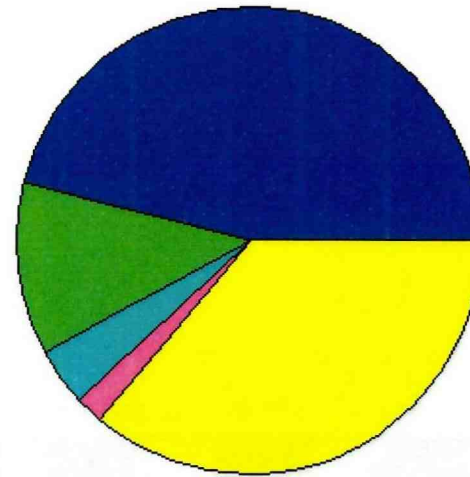
**Net Assessed Under Protest**

Public Service	Count	Value
<b>Total PS Value</b>	<b>20</b>	<b>3,328,888</b>
<b>TIF Increment Value</b>		
<b>Net Assessed</b>		<b>3,328,888</b>

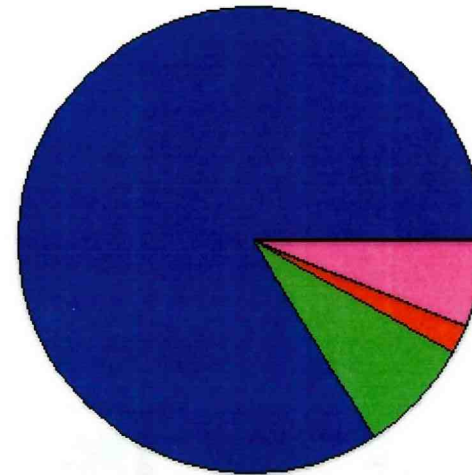
District Totals	
Total Gross Value	9,431,476
Homestead Loss	197,604
Other Exemption Loss	117,734
<b>TIF Increment Value</b>	
<b>Retained TIF Value</b>	
<b>Net Assessed Value</b>	<b>9,116,138</b>

**Net Assessed Under Protest**

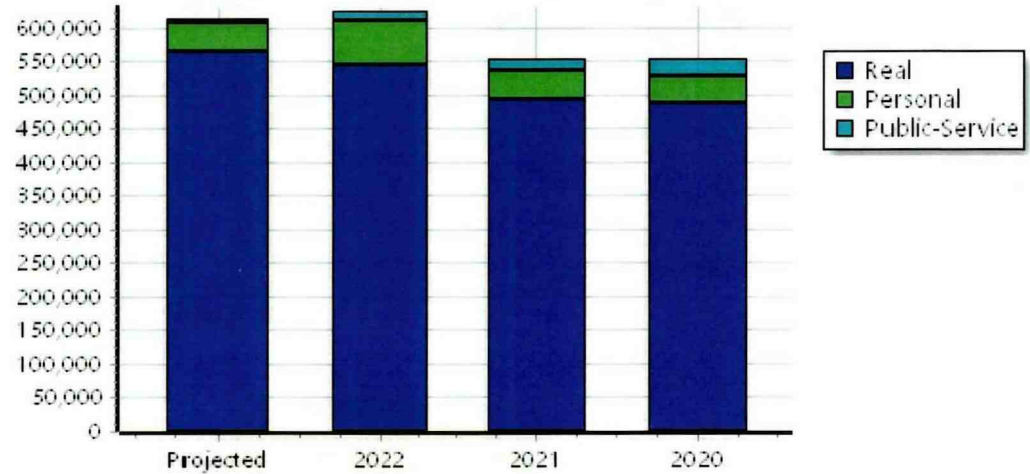
\* Public Service Protests Values are not included on this report.



Real	Count	Value
Agricultural	71	542,579
Commercial	0	0
Residential	7	53,232
<b>Total Real Value</b>	<b>78</b>	<b>595,811</b>
Homestead	11	12,000
Veteran	2	18,797
Other	0	0
<b>Total Exempt</b>	<b>14</b>	<b>30,797</b>
<b>TIF Increment Value</b>		
<b>Net Assessed</b>		<b>565,014</b>
<b>Net Assessed Under Protest</b>		
Senior Freeze	2	15,404
Capped Parcels	39	51,647



Personal	Count	Value
Agricultural	8	33,005
Commercial	5	2,605
Mobile Home	3	8,031
<b>Total Personal</b>	<b>16</b>	<b>43,641</b>
<b>Total Exempt</b>	<b>2</b>	<b>400</b>
<b>TIF Increment Value</b>		
<b>Net Assessed</b>		<b>43,241</b>
<b>Net Assessed Under Protest</b>		
<b>Public Service</b>		
<b>Total PS Value</b>	<b>2</b>	<b>4,962</b>
<b>TIF Increment Value</b>		
<b>Net Assessed</b>		<b>4,962</b>



<b>District Totals</b>	
Total Gross Value	644,414
Homestead Loss	12,000
Other Exemption Loss	19,197
<b>TIF Increment Value</b>	
<b>Retained TIF Value</b>	
<b>Net Assessed Value</b>	<b>613,217</b>
<b>Net Assessed Under Protest</b>	

\* Public Service Protests Values are not included on this report.

Real	Count	Value
Agricultural	272	2,091,500
Commercial	108	1,364,561
Residential	619	5,645,948
<b>Total Real Value</b>	<b>999</b>	<b>9,102,009</b>
Homestead	221	242,411
Veteran	15	272,039
Other	0	0
<b>Total Exempt</b>	<b>258</b>	<b>514,450</b>

**TIF Increment Value**

**Net Assessed 8,587,559**

**Net Assessed Under Protest**

Senior Freeze	44	211,567
Capped Parcels	542	4,566,991

Personal	Count	Value
Agricultural	62	181,129
Commercial	55	1,224,194
Mobile Home	61	137,669
<b>Total Personal</b>	<b>178</b>	<b>1,542,992</b>
<b>Total Exempt</b>	<b>17</b>	<b>4,617</b>

**TIF Increment Value**

**Net Assessed 1,538,375**

**Net Assessed Under Protest**

Public Service	Count	Value
<b>Total PS Value</b>	<b>21</b>	<b>1,366,088</b>

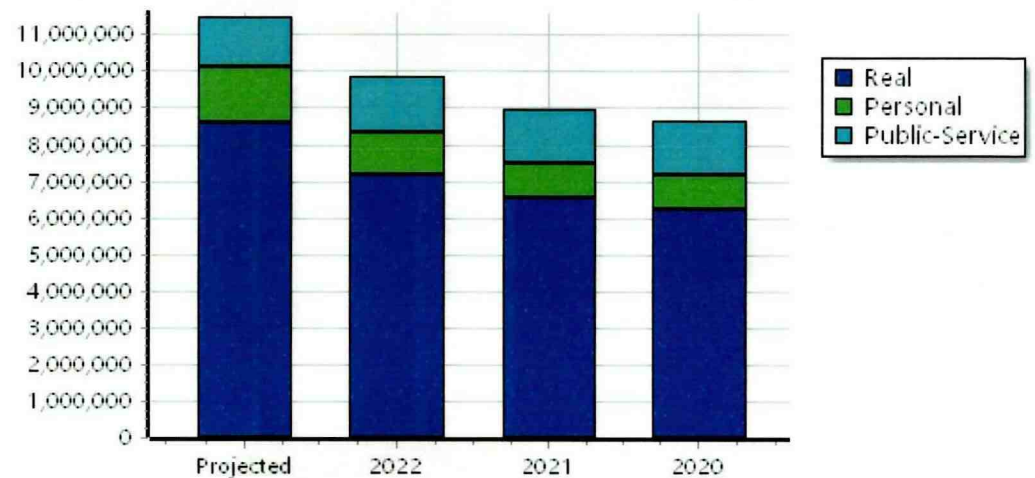
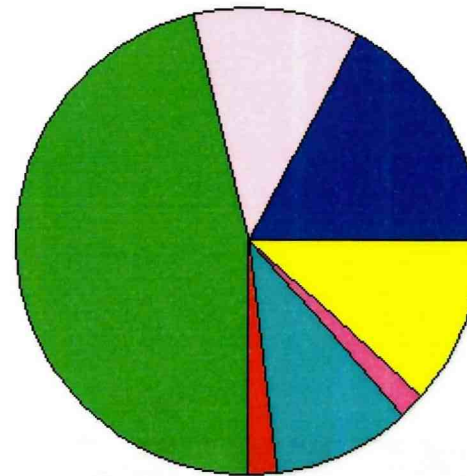
**TIF Increment Value**

**Net Assessed 1,366,088**

<b>District Totals</b>	
Total Gross Value	12,011,089
Homestead Loss	242,411
Other Exemption Loss	276,656
<b>TIF Increment Value</b>	
<b>Retained TIF Value</b>	
<b>Net Assessed Value</b>	<b>11,492,022</b>

**Net Assessed Under Protest**

\* Public Service Protests Values are not included on this report.



Real	Count	Value
Agricultural	1,379	8,613,769
Commercial	55	627,514
Residential	548	2,979,253
<b>Total Real Value</b>	<b>1,982</b>	<b>12,220,536</b>
Homestead	393	418,194
Veteran	20	192,742
Other	2	3,000
<b>Total Exempt</b>	<b>443</b>	<b>613,936</b>

**TIF Increment Value**

**Net Assessed 11,606,600**

**Net Assessed Under Protest**

Senior Freeze	58	203,400
Capped Parcels	999	2,578,548

Personal	Count	Value
Agricultural	210	1,041,364
Commercial	54	1,250,317
Mobile Home	28	82,806
<b>Total Personal</b>	<b>292</b>	<b>2,374,487</b>
<b>Total Exempt</b>	<b>32</b>	<b>73,430</b>

**TIF Increment Value**

**Net Assessed 2,301,057**

**Net Assessed Under Protest**

Public Service	Count	Value
<b>Total PS Value</b>	<b>32</b>	<b>3,662,050</b>

**TIF Increment Value**

**Net Assessed 3,662,050**

**District Totals**

Total Gross Value	18,257,073
Homestead Loss	418,194
Other Exemption Loss	269,172

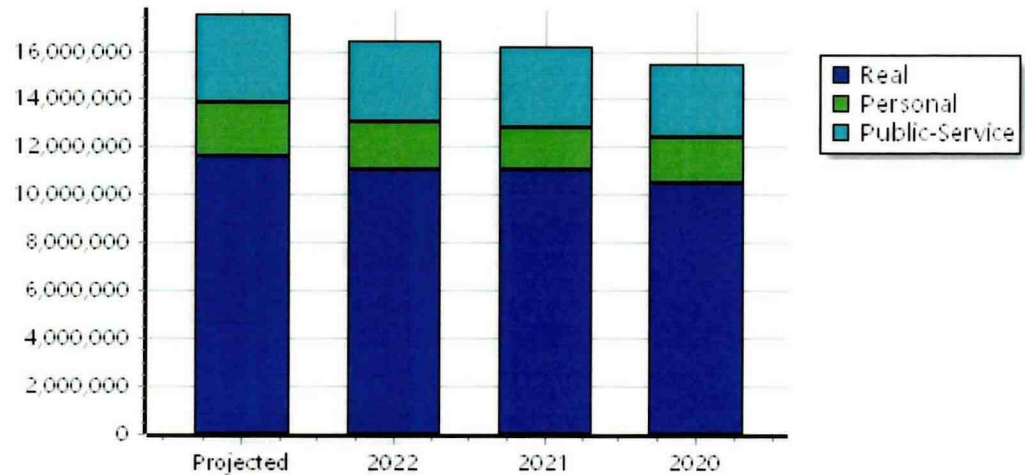
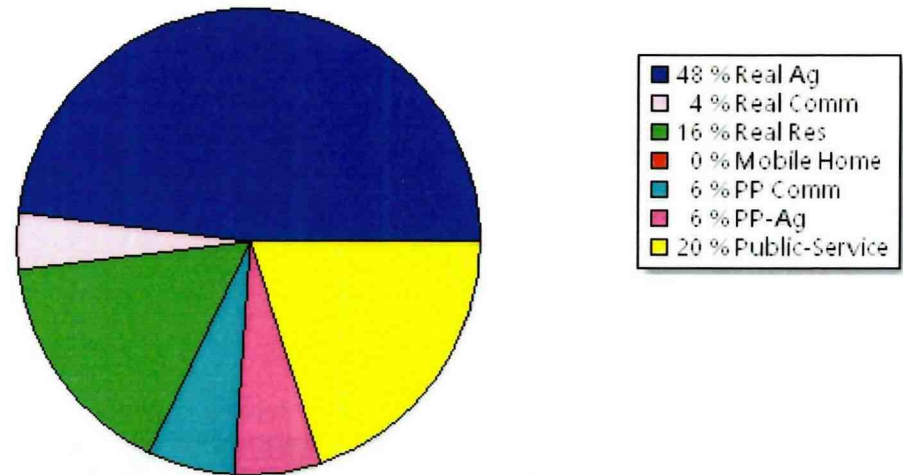
**TIF Increment Value**

**Retained TIF Value**

**Net Assessed Value 17,569,707**

**Net Assessed Under Protest**

\* Public Service Protests Values are not included on this report.



Real	Count	Value
Agricultural	1,004	6,277,326
Commercial	19	115,204
Residential	448	1,827,272
<b>Total Real Value</b>	<b>1,471</b>	<b>8,219,802</b>
Homestead	325	341,982
Veteran	12	105,566
Other	2	3,000
<b>Total Exempt</b>	<b>359</b>	<b>450,548</b>

**TIF Increment Value**

**Net Assessed 7,769,254**

**Net Assessed Under Protest**

Senior Freeze	44	160,399
Capped Parcels	758	2,297,894

Personal	Count	Value
Agricultural	151	472,423
Commercial	21	109,360
Mobile Home	55	126,065
<b>Total Personal</b>	<b>227</b>	<b>707,848</b>
<b>Total Exempt</b>	<b>31</b>	<b>6,265</b>

**TIF Increment Value**

**Net Assessed 701,583**

**Net Assessed Under Protest**

Public Service	Count	Value
<b>Total PS Value</b>	<b>24</b>	<b>1,746,981</b>

**TIF Increment Value**

**Net Assessed 1,746,981**

**District Totals**

Total Gross Value	10,674,631
Homestead Loss	341,982
Other Exemption Loss	114,831

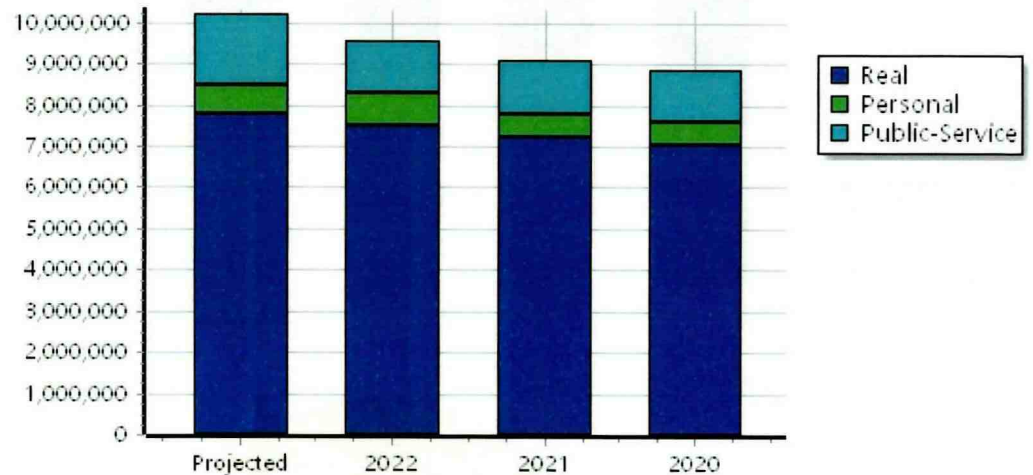
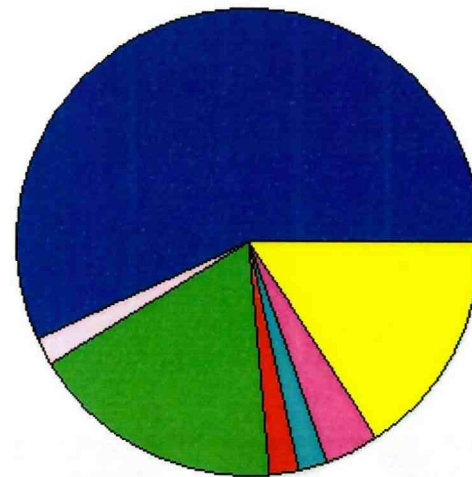
**TIF Increment Value**

**Retained TIF Value**

**Net Assessed Value 10,217,818**

**Net Assessed Under Protest**

\* Public Service Protests Values are not included on this report.



Real	Count	Value
Agricultural	177	1,124,605
Commercial	0	0
Residential	16	119,827
<b>Total Real Value</b>	<b>193</b>	<b>1,244,432</b>
Homestead	38	42,000
Veteran	0	0
Other	0	0
<b>Total Exempt</b>	<b>42</b>	<b>42,000</b>

**TIF Increment Value**

**Net Assessed** 1,202,432

**Net Assessed Under Protest**

Senior Freeze	6	17,355
Capped Parcels	87	273,267

Personal	Count	Value
Agricultural	21	60,184
Commercial	2	3,764
Mobile Home	1	1,382
<b>Total Personal</b>	<b>24</b>	<b>65,330</b>
<b>Total Exempt</b>	<b>4</b>	<b>800</b>

**TIF Increment Value**

**Net Assessed** 64,530

**Net Assessed Under Protest**

Public Service	Count	Value
<b>Total PS Value</b>	<b>8</b>	<b>1,828,004</b>

**TIF Increment Value**

**Net Assessed** 1,828,004

**District Totals**

Total Gross Value	3,137,766
Homestead Loss	42,000
Other Exemption Loss	800

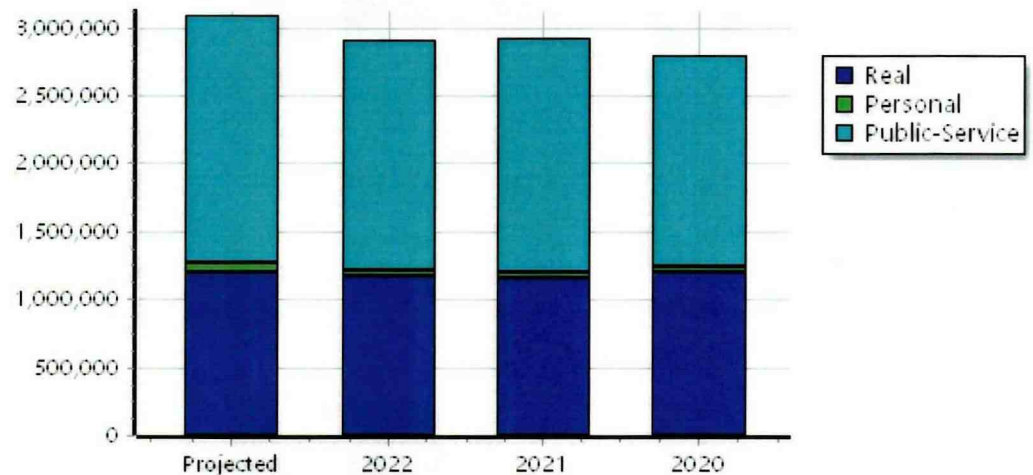
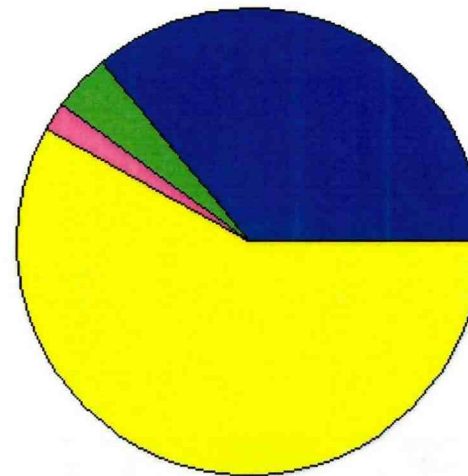
**TIF Increment Value**

**Retained TIF Value**

**Net Assessed Value** 3,094,966

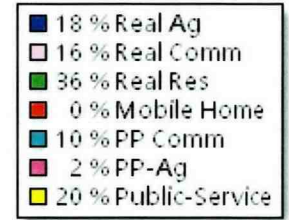
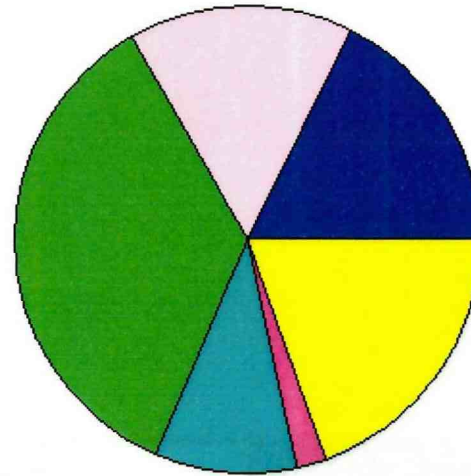
**Net Assessed Under Protest**

\* Public Service Protests Values are not included on this report.





Real	Count	Value
Agricultural	1,328	10,958,993
Commercial	376	9,600,720
Residential	3,541	22,317,440
<b>Total Real Value</b>	<b>5,245</b>	<b>42,877,153</b>
Homestead	1,504	1,592,924
Veteran	59	686,346
Other	1	1,500
<b>Total Exempt</b>	<b>1,662</b>	<b>2,280,770</b>



**TIF Increment Value**

**Net Assessed 40,596,383**

**Net Assessed Under Protest**

Senior Freeze	233	597,187
Capped Parcels	2,062	8,875,327

Personal	Count	Value
Agricultural	312	718,490
Commercial	363	6,196,539
Mobile Home	148	310,621
<b>Total Personal</b>	<b>823</b>	<b>7,225,650</b>
<b>Total Exempt</b>	<b>54</b>	<b>313,188</b>

**TIF Increment Value**

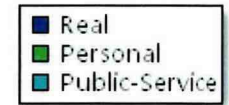
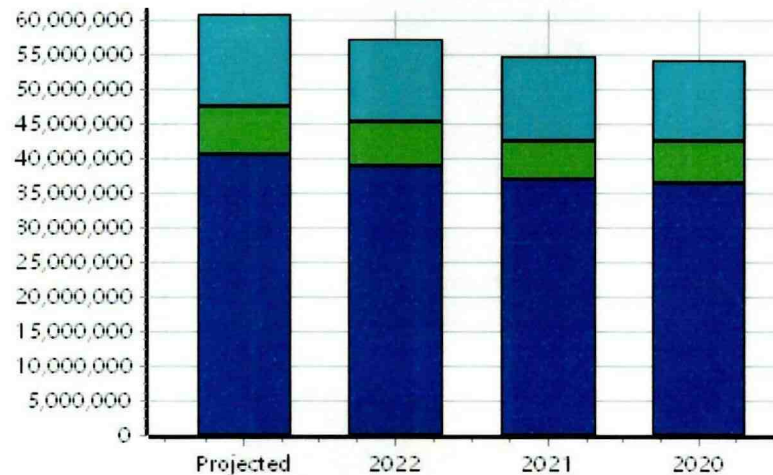
**Net Assessed 6,912,462**

**Net Assessed Under Protest**

Public Service	Count	Value
<b>Total PS Value</b>	<b>56</b>	<b>13,301,819</b>

**TIF Increment Value**

**Net Assessed 13,301,819**



District Totals	
Total Gross Value	63,404,622
Homestead Loss	1,592,924
Other Exemption Loss	1,001,034
<b>TIF Increment Value</b>	
<b>Retained TIF Value</b>	
<b>Net Assessed Value</b>	<b>60,810,664</b>

**Net Assessed Under Protest**

\* Public Service Protests Values are not included on this report.

Real	Count	Value
Agricultural	4,902	33,952,179
Commercial	564	11,780,242
Residential	5,386	34,023,172
<b>Total Real Value</b>	<b>10,852</b>	<b>79,755,593</b>

Homestead	2,683	2,850,115
Veteran	120	1,390,232
Other	5	7,500
<b>Total Exempt</b>	<b>2,993</b>	<b>4,247,847</b>

**TIF Increment Value**

**Net Assessed 75,507,746**

**Net Assessed Under Protest**

Senior Freeze	422	1,366,924
Capped Parcels	4,990	20,954,026

Personal	Count	Value
Agricultural	854	2,681,897
Commercial	522	9,168,035
Mobile Home	330	736,486
<b>Total Personal</b>	<b>1,706</b>	<b>12,586,418</b>

**Total Exempt 162 401,692**

**TIF Increment Value**

**Net Assessed 12,184,726**

**Net Assessed Under Protest**

Public Service	Count	Value
<b>Total PS Value</b>	<b>164</b>	<b>25,238,936</b>

**TIF Increment Value**

**Net Assessed 25,238,936**

**District Totals**

Total Gross Value	117,580,947
Homestead Loss	2,850,115
Other Exemption Loss	1,799,424

**TIF Increment Value**

**Retained TIF Value**

**Net Assessed Value 112,931,408**

**Net Assessed Under Protest**

\* Public Service Protests Values are not included on this report.

